

# Cordova Stone™

## FULL DEPTH VENEERS

### ARTISAN MASONRY STONE VENEERS®



**ECHELON™**

Quality masonry products from  
Oldcastle APG  
A CRH Company



Beautifully emulates the look  
of natural limestone.

Performance Upgrade Option:  
EnduraMax™ Wall System

Cordova Stone's durable, high-density finish achieves the look of natural stone by incorporating all-natural aggregates and recycled content. Available in a variety of classic colors and finishes, Cordova Stone delivers the prestigious appearance of cut stone with all the benefits of manufactured stone veneers.

### Features & Benefits

- Ideal for interior & exterior applications
- Emulates cut stone look
- Color throughout unit
- Repels water & resists mold
- Durable
- Expanded colors & finishes
- Look of limestone

# Natural Colors & Textures

## EARTH BLEND



Canyon Blend



Desert Blend



Mountain Blend



Woodland Blend

Note: All color samples are representative only. For accurate color selection, ask your sales representative for samples.

## NATURAL

	Buff	Limestone	Alabaster	Graphite	Granite	Midnight
Ground Face						
Rock Face						
Texture Face						
Chisel Face						

## Select Shapes & Sizes

Using state-of-the-art equipment, Echelon can customize standard units to fit your special design needs. Inquire about the endless ways that Cordova Stone can bring your design concept together, including archway pieces, coping units and sill pieces.

## Unit Sizes

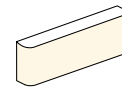
4" x 8" x 12"	6" x 6" x 24"
4" x 16" x 12"	6" x 8" x 24"
4" x 16" x 16"	6" x 12" x 24"
4" x 4" x 24"	6" x 16" x 24"
4" x 8" x 24"	6" x 4" x 48"
4" x 12" x 24"	8" x 4" x 48"
4" x 16" x 24"	8" x 8" x 24"
4" x 18" x 24"	4" x 16" x 48"



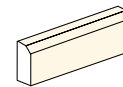
16 x 4 x 48 Coping\*



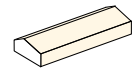
16 x 4 x 48 Coping\*



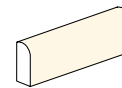
Bullnose End\*



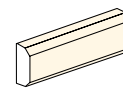
Chamfer Top



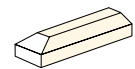
Coping Unit\*



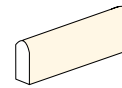
Half Bullnose\*



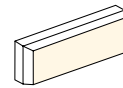
Double Chamfer



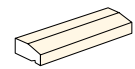
Pier Cap\*



Full Bullnose\*



Chamfer Top and End



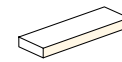
Sill Block\*



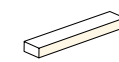
6 x 4 x 48 Sill\*



8 x 4 x 48 Sill\*



8x3x24 Sill\*



4x3x24 Sill

Note: Available in many other shapes and sizes.

## NEW LONGER SIZES

Few mortar joints means reduced labor costs and less chance of water infiltration. These units are machine made and can be cut to your specifications.



**Oldcastle APG**  
A CRH COMPANY

Oldcastle APG - A CRH Company  
Three Glenlake Parkway, FL 12  
Atlanta, GA 30328  
(770) 804-3363