
Mondrian[®] Stone

ARTISAN MASONRY VENEERS



Characteristics & Benefits

- Delivers a cutting-edge style with an attractive texture
- Allows for a modular or linear installation
- Reduces the number of cuts required and waste due to its modular dimensions
- All stones include textured ends to achieve corners

Combining cutting-edge style with timeless texture

Add prestige and distinction to your projects with Mondrian Stone. Its classic texture, clean lines and slender form provides a modern look ideal for any application – either as an accent piece or a focal point. Able to be installed in linear or modular patterns and accommodate corners without special pieces, Mondrian Stone is the veneer solution you've been looking for.



ECHELON™

Quality masonry products from Oldcastle®

QUALITY ASSURANCE

- A.** All high density concrete masonry units shall be Mondrian Stone masonry units manufactured by Georgia Masonry Supply. All 3⁵/₈ x 11⁵/₈ x 23⁵/₈ Inch units shall conform to ASTM C1634-16 and shall have a hand chiseled finish with units have a subtle chisel face end.
- B.** Field Constructed Mock up: Construct a sample panel, no less than 4' x 4', of units of the color to be used in the project. The cleaning agent and method should also be determined and applied at the time the sample panel is constructed.

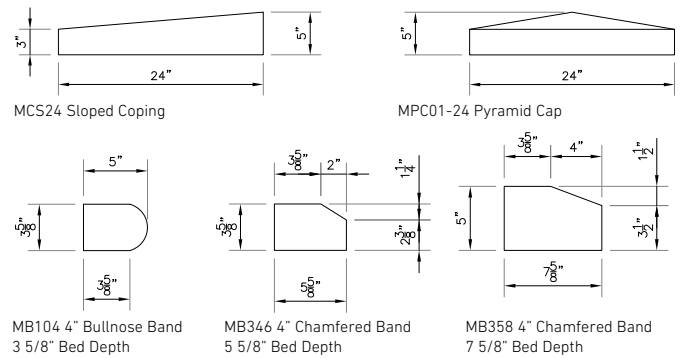
LAYING MASONRY WALLS

- A.** Coursings: Install masonry construction anchored solidly to backing, properly aligned, plumb, and true in required layout, making straight, level courses, unless otherwise indicated.
 1. Place stones to provide a pattern as approved.
 2. Maintain mortar joint thickness of 3/8 inch (10 mm) to 3/4 inch (19 mm) either horizontally or vertically.
 3. Tool joints as follows:
 - a. Flush
 - b. Concave
 - c. Recessed
 4. Alternate laying of the stone to the same side so that joints will minimize repeating patterns.

INSTALLATION RECOMMENDATIONS

- A.** Cavity wall construction is recommended for exterior walls, with proper flashing, venting and weep holes. Install Flashing at locations shown on plans and in strict accordance with the details, and best masonry flashing practices.
- B.** A complimentary or matching mortar color is recommended when using Mondrian Stone units.
- C.** A water repellent mortar additive is highly recommended for all exterior walls.
- D.** Control joint spacing should be approximately 20' - 25' max. And located at inside corners, 4' from corners, all inside corners, at wall piers, wall height changes and at one or both sides of windows or large openings. In accordance with NCMA latest tech bulletins. Continuous horizontal joint reinforcement is recommended in the exterior wythe every course with 12" high units.

PROFILES*




Note: Other profiles available. Custom profiles meet ATSM 1364.

*Profiles drawn are manufactured by cast stone producer to complement Mondrian stone.

Colors & Texture




PEARL



CORDOVA BUFF



CRAB ORCHARD



DANVILLE BEIGE



LEUDERS GREY

Note: All color samples are representative only. For accurate color selection, ask your sales representative for samples.