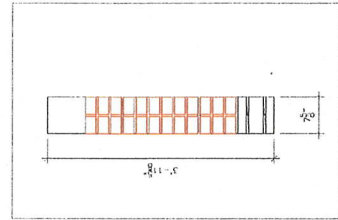


Production-
Total number of brick laid

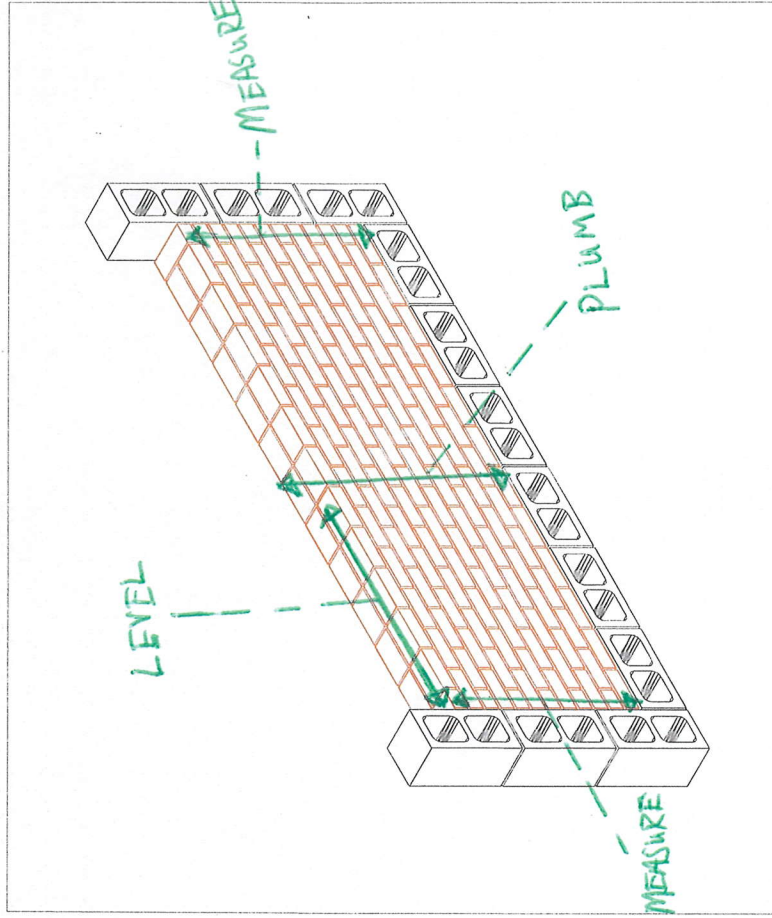
Plumb-
Plumb the middle of the wall. For each $\frac{1}{4}$ "
the wall is out of plumb deduct 2 brick.

Level-
Level the front left side of the wall.
For each $\frac{1}{4}$ " the wall is out of level deduct 2 brick.

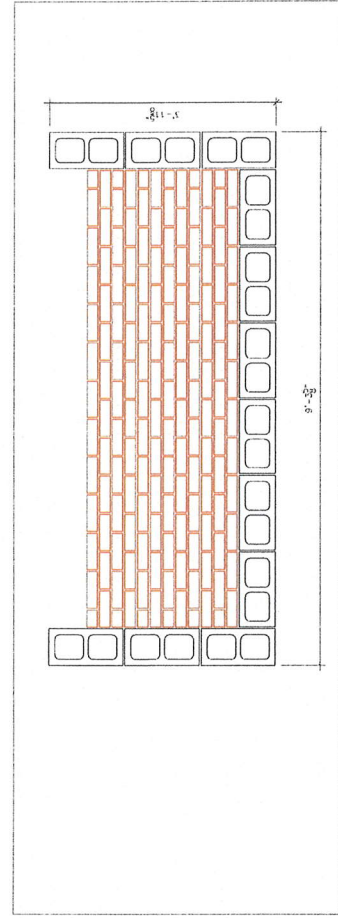
Measurements-
Measure the left and right side of the wall.
If the measurement differs more than $\frac{1}{4}$ "
deduct 2 brick for every $\frac{1}{8}$ " over over $\frac{1}{4}$ "



SECTION
2 QUANTITY



ISOMETRIC VIEW
1 QUANTITY



FRONT ELEVATION
3 QUANTITY

- INSTRUCTIONS
1. BUILD WALL AS SHOWN.
 2. LEVEL PROJECT WITH FIRST COURSE.
 3. FULLY MORTAR JOINTS AND SQUARE CORNERS.
 4. CLEAN UP BRICKS AND MORTAR JOINTS.
 5. CLEAN BY DRY BRUSHING ONLY.

MASONRY PROJECT